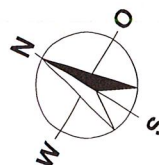
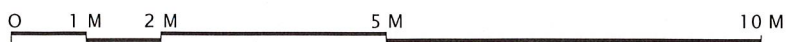


LOTISSEMENT AU MILAVY
1580 AVENCHES

BÂTIMENT B3
5.5 PIÈCES

APPARTEMENT: 1^{er} étage, B3-8
CAVE: 16.5 m²
BALCON: 20.5 m²
SURFACE HABITABLE NETTE: 114.5 m²

B3-13	B3-14	B3-15	
B3-9	B3-10	B3-11	B3-12
B3-5	B3-6	B3-7	B3-8
B3-1	B3-2	B3-3	B3-4
Sous-sol			



ÉCHELLE 1:100

LOTISSEMENT AU MILAVY

1580 AVENCHES

BÂTIMENT B3

5.5 PIÈCES

APPARTEMENT:

1^{er} étage, B3-5

CAVE:

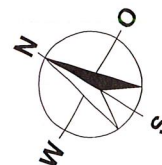
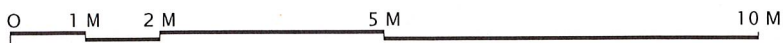
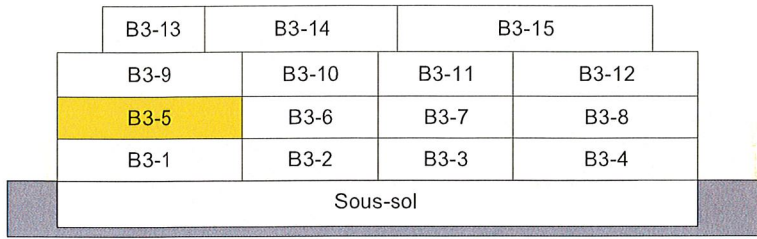
17.0 m²

BALCON:

20.5 m²

SURFACE HABITABLE NETTE:

114.5 m²



ÉCHELLE 1:100