

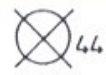
**ZIMMER**

RB. = +0.10  
FB. = +0.22



**ZIMMER**

RB. = +0.10  
FB. = +0.22



4.82

12

1.20

TEL.



**RED**  
RB. +0.10  
FB. +0.22

4.10

**ELTERN**

RB. = +0.10  
FB. = +0.22



2 44 2 22 88



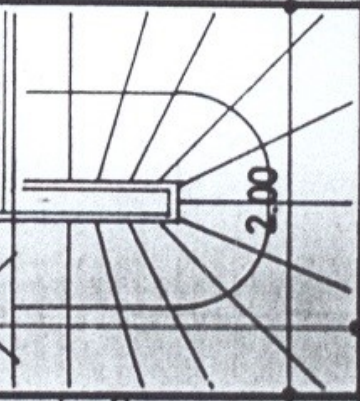
A.-TREPPE

**VORPLATZ**

RB. +0.10  
FB. +0.22



BRÜ. 90 cm



WC

**BAD**

RB. +0.10  
FB. +0.20

WANNE 2.60

HT.

WC

1.99

1.75

28

1 36

Ø 12

12

12

11

42

88

10

40

2.23

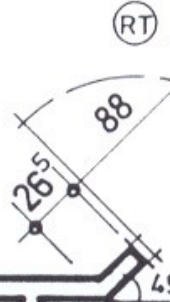
12

11

88

11

11



RT

88

45°

1.00

76

76

78

15

11

88

11

11

11

11

11